

## 7. Traffic counts (and modal share)

How much traffic is there on Sutton's streets at peak times?

Use this traffic count data to colour-code maps

Vehicles in an hour



Vehicles in 15 minutes




Record the number of cyclists to obtain an indication of modal share

Traffic count locations 2017

\* March to June 2017

\* One hour counts

 Morning peak

 Late afternoon

**44** Session number | Observation

**48** Session number | Observation



Get Sutton Cycling | AGM  
28 September 2017

Traffic Counts in Sutton



Very much work in progress!

All sorts of caveats on data interpretation....

... but clear that there is so much to do to deliver on cycling

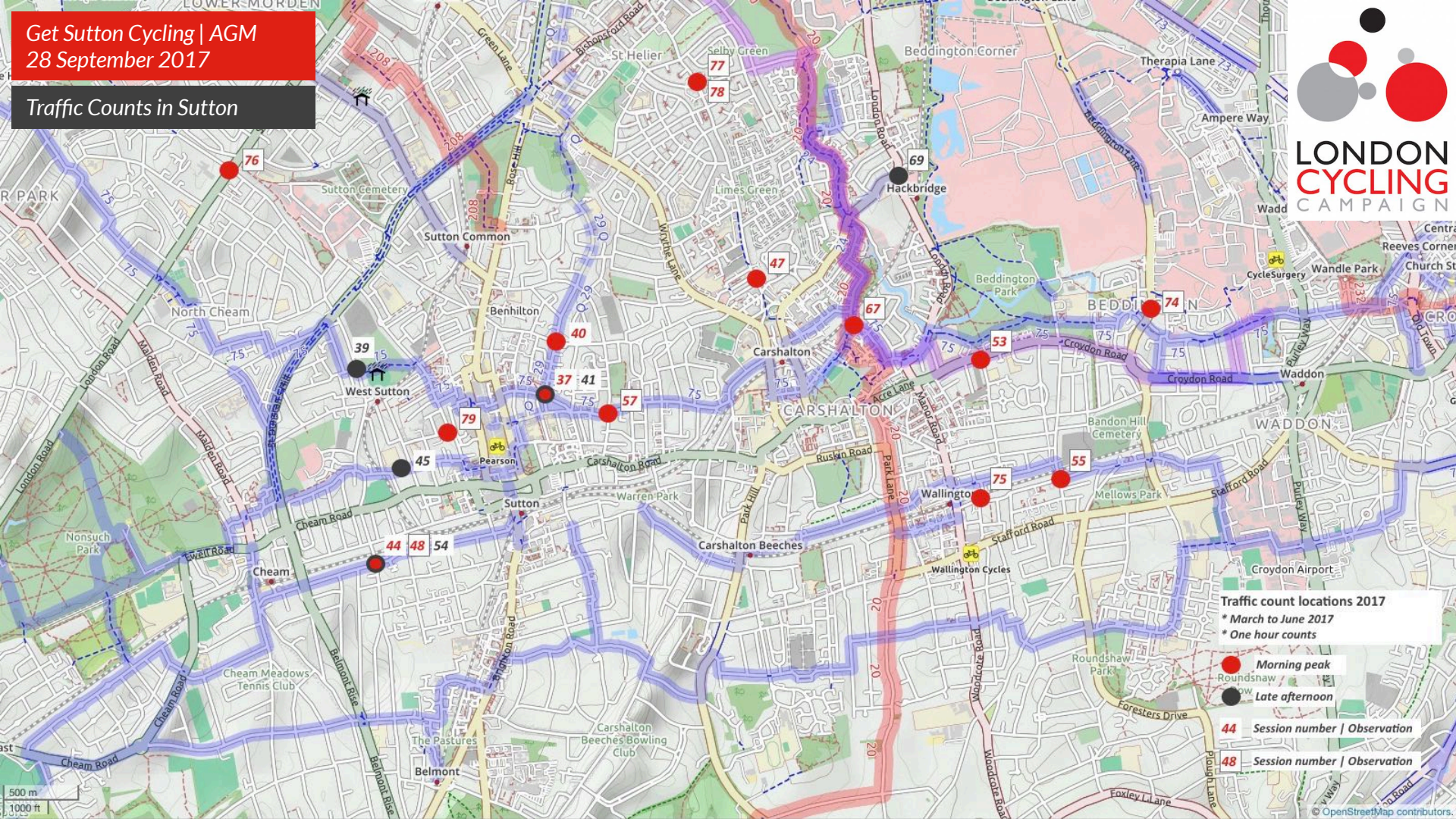
Traffic count locations 2017  
\* March to June 2017  
\* One hour counts

● Morning peak  
● Late afternoon  
44 Session number | Observation  
48 Session number | Observation



Get Sutton Cycling | AGM  
28 September 2017

## Traffic Counts in Sutton



Traffic count locations 2017  
\* March to June 2017  
\* One hour counts

● Morning peak  
● Late afternoon

44 Session number | Observation  
48 Session number | Observation



Get Sutton Cycling | AGM  
28 September 2017

## Traffic Counts in Sutton

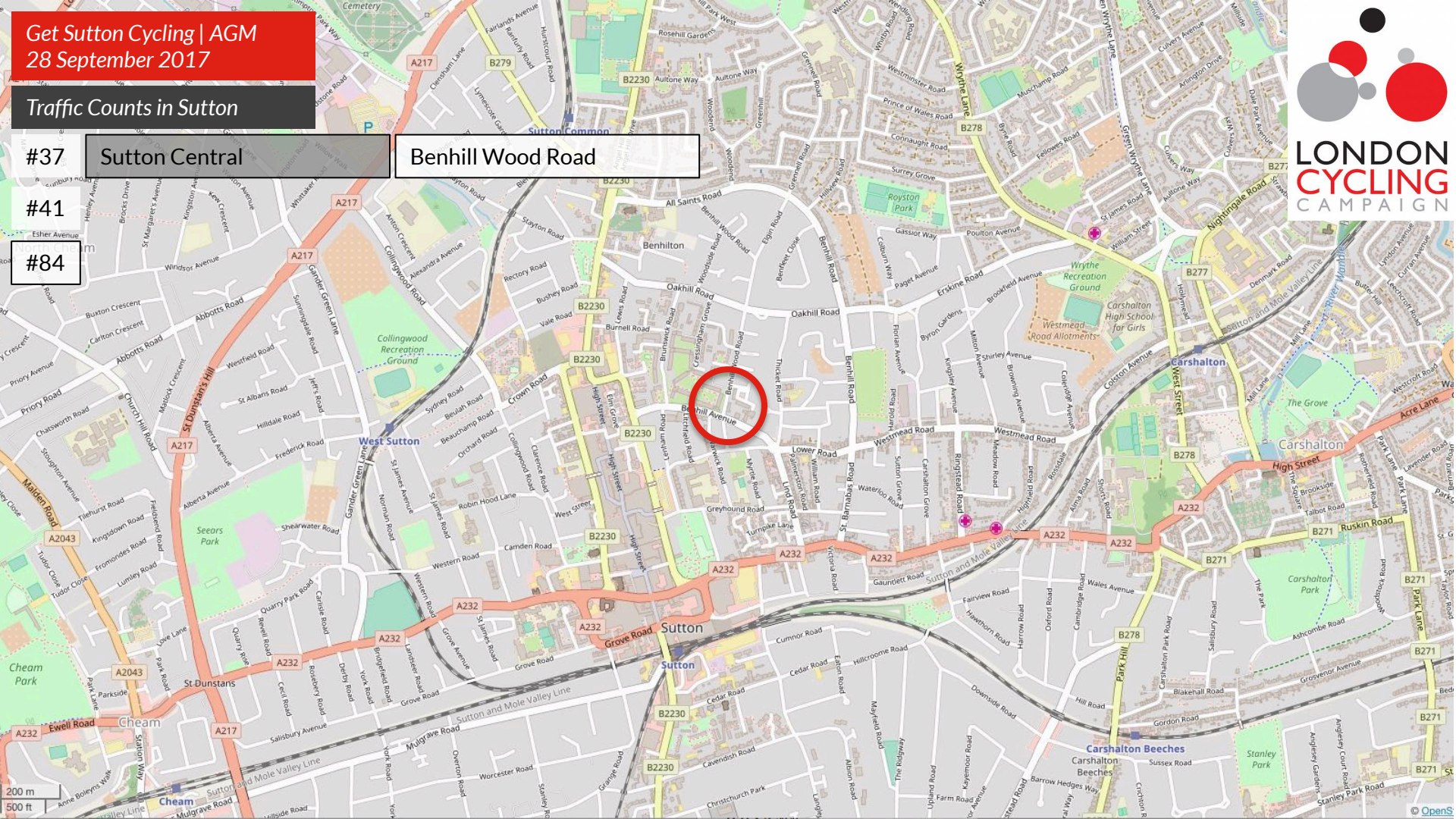
#37

Sutton Central

#41

#84

Benhill Wood Road





Get Sutton Cycling | AGM  
28 September 2017

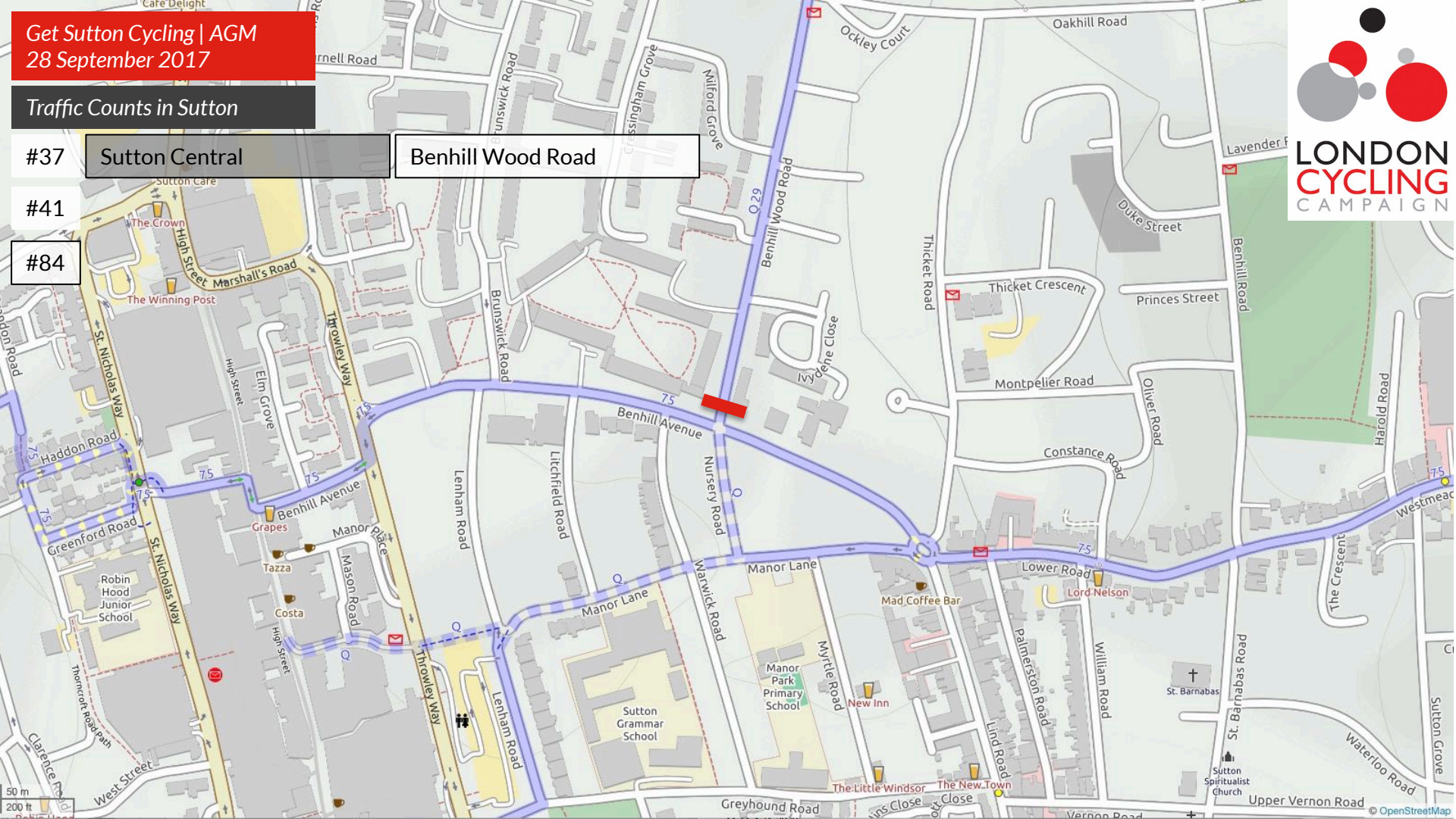
Traffic Counts in Sutton

#37 Sutton Central

#41

#84

Benhill Wood Road





Get Sutton Cycling | AGM  
28 September 2017

## Traffic Counts in Sutton

#37 Sutton Central

Benhill Wood Road

Wednesday, 15 March 2017

Count total period (08:14 to 09:19)

Motor vehicles	441
----------------	-----

Cyclists	4
----------	---

Count busiest hour (08:14 to 09:14)

Motor vehicles	417
----------------	-----

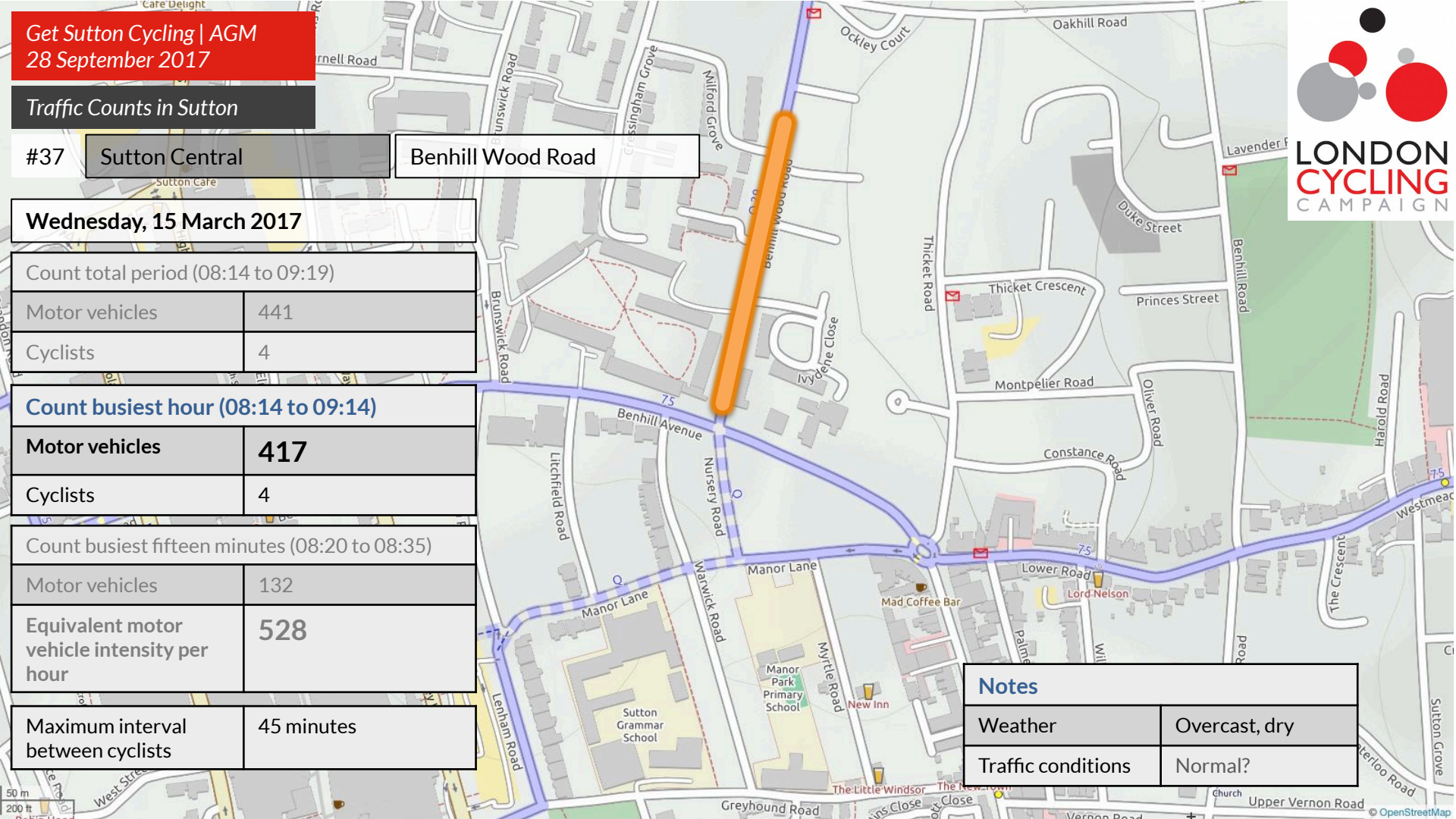
Cyclists	4
----------	---

Count busiest fifteen minutes (08:20 to 08:35)

Motor vehicles	132
----------------	-----

Equivalent motor vehicle intensity per hour	528
---	-----

Maximum interval between cyclists	45 minutes
-----------------------------------	------------



## Notes

Weather

Overcast, dry

Traffic conditions

Normal?



Traffic Counts in Sutton

#37 Sutton Central Benhill Wood Road

Wednesday, 15 March 2017

4 cyclists observed in 65 minutes

Cyclist Profile 1

Adult male	1
Adult female	1
Child male	2
Child female	0
Don't know	0

Cyclist Profile 2

Helmet yes	2
Helmet no	1
Other headwear	0
Don't know	1

Cyclist Profile 3

Back-pack	1
Pannier	?
Other carrier	?
Don't know	3

Cyclist Profile 4

Attire casual	1
Attire non-casual	?
Don't know	3

Cyclist Profile 5

On carriageway	4
On footway	0



Get Sutton Cycling | AGM  
28 September 2017

## Traffic Counts in Sutton

#41 Sutton Central

Benhill Wood Road

**Tuesday, 21 March 2017**

Count total period (17:02 to 18:02)

Motor vehicles	360
----------------	-----

Cyclists	4
----------	---

**Count busiest hour (17:02 to 18:02)**

Motor vehicles	<b>360</b>
----------------	------------

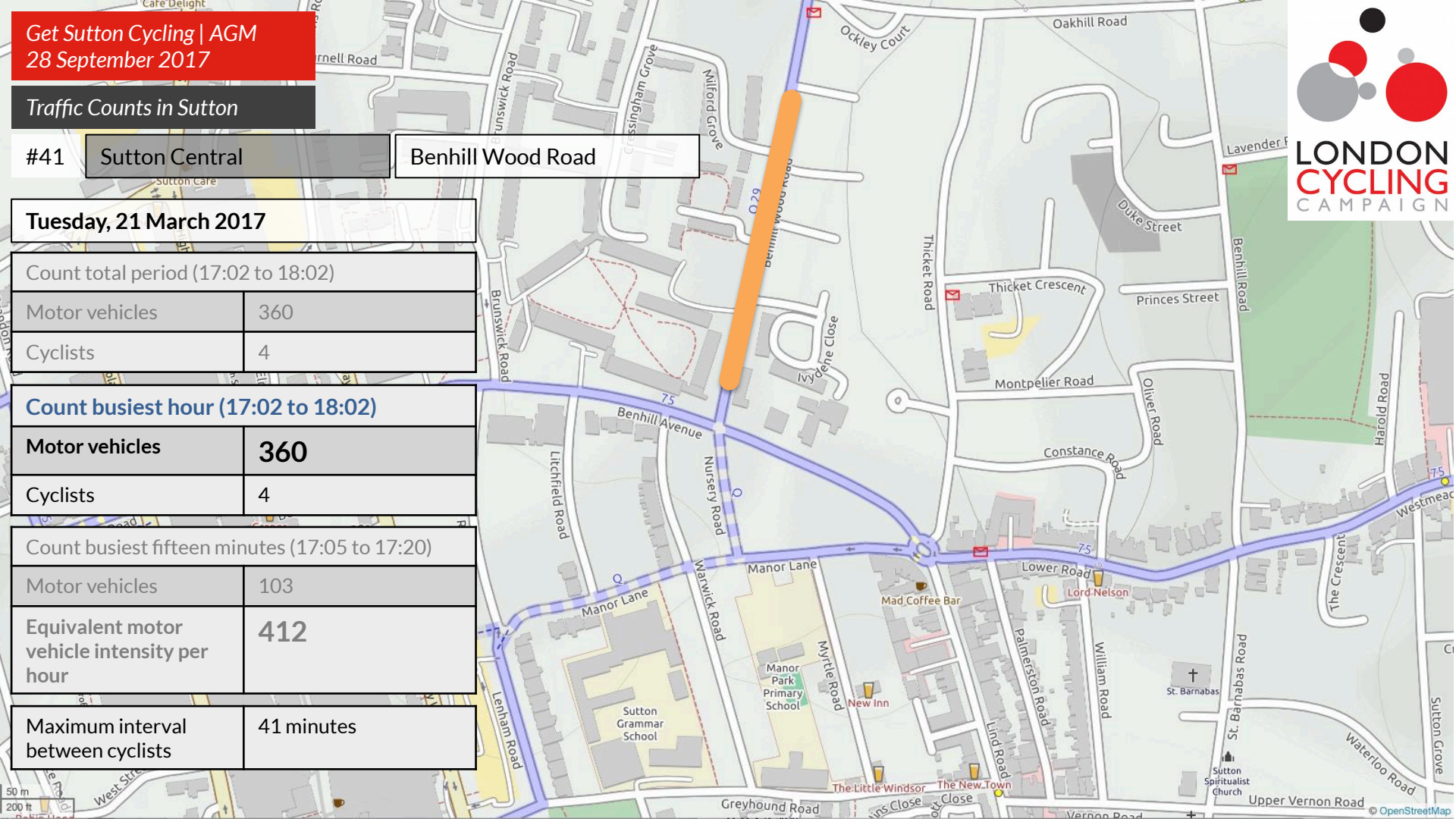
Cyclists	4
----------	---

Count busiest fifteen minutes (17:05 to 17:20)

Motor vehicles	103
----------------	-----

Equivalent motor vehicle intensity per hour	<b>412</b>
---	------------

Maximum interval between cyclists	41 minutes
--------------------------------------	------------





#41 Sutton Central Benhill Wood Road

Tuesday, 21 March 2017

4 cyclists observed in 60 minutes

Cyclist Profile 1	
Adult male	1
Adult female	?
Child male	?
Child female	?
Don't know	3

Cyclist Profile 2	
Helmet yes	?
Helmet no	?
Other headwear	1
Don't know	3

Cyclist Profile 3	
Back-pack	?
Pannier	?
Other carrier	?
Don't know	4

Cyclist Profile 4	
Attire casual	?
Attire non-casual	?
Don't know	4

Cyclist Profile 5	
On carriageway	?
On footway	1



Get Sutton Cycling | AGM  
28 September 2017

## Traffic Counts in Sutton

#84 Sutton Central Benhill Wood Road

Thursday, 6 July 2017

Count total period (07:42 to 09:01)

Motor vehicles 487

Cyclists 16

Count busiest hour (08:00 to 09:00)

Motor vehicles 391

Cyclists 13

Count busiest fifteen minutes (08:17 to 08:32)

Motor vehicles 118

Equivalent motor  
vehicle intensity per  
hour 472

Maximum interval  
between cyclists 20 minutes

## Notes

Weather Hazy sun; 19C (06:00); 24C (10:00); 27C predicted (16:00)

Traffic conditions Road works at Lower Road/Benhill Road/Westmead Road/St Barnabas Road (installation of mini-roundabout)





### Cyclist Profile 1

Adult male	9
Adult female	3
Child male	4
Child female	0
Don't know	0

### Cyclist Profile 2

Helmet yes	7
Helmet no	7
Other headwear	2
Don't know	0

### Cyclist Profile 3

Back-pack	1
Pannier	?
Other carrier	?
Don't know	15

### Cyclist Profile 4

Attire casual	11
Attire non-casual	4
Don't know	1

### Cyclist Profile 5

On carriageway	12
On footway	4



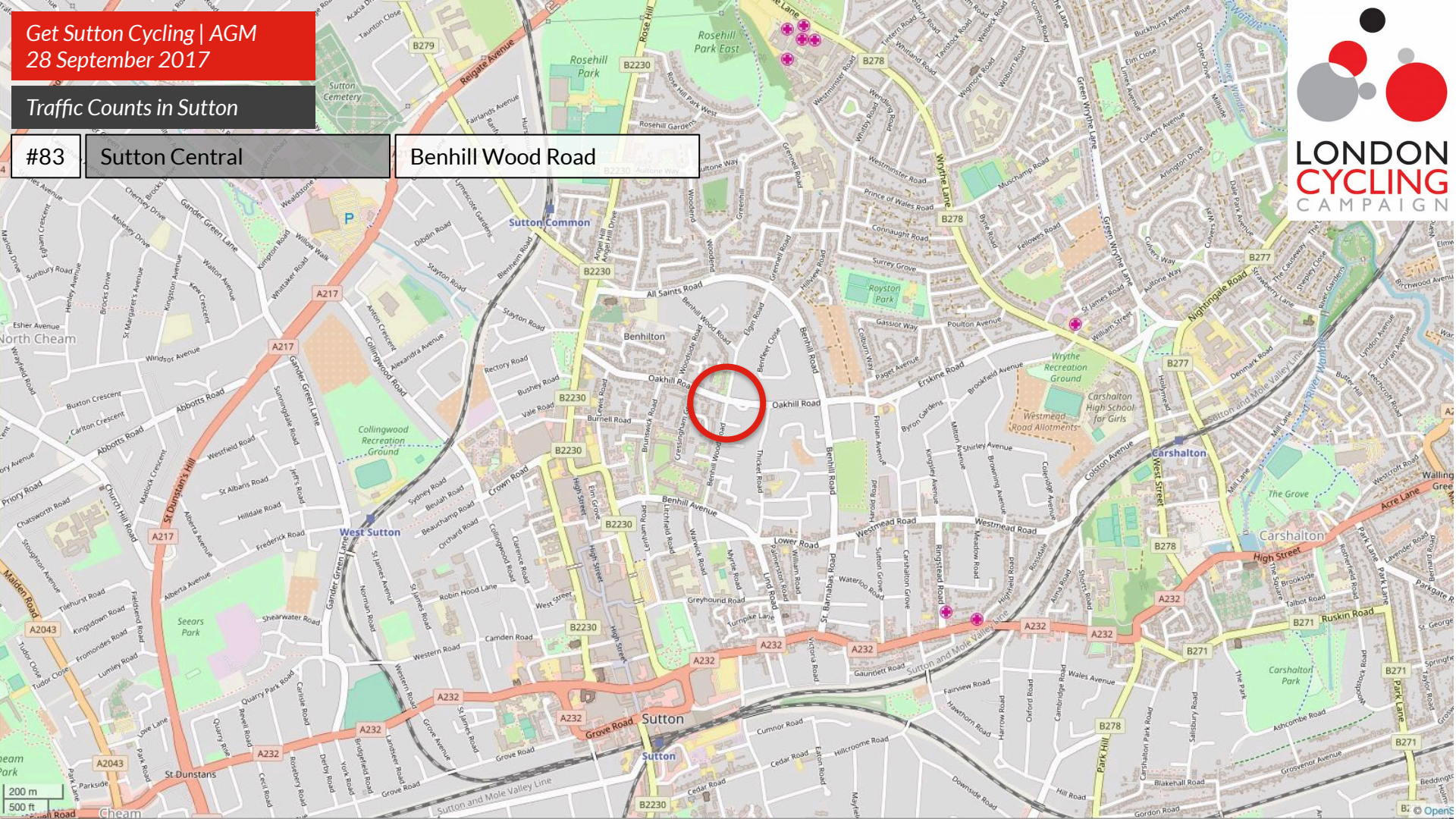
Get Sutton Cycling | AGM  
28 September 2017

Traffic Counts in Sutton

#83

Sutton Central

Benhill Wood Road





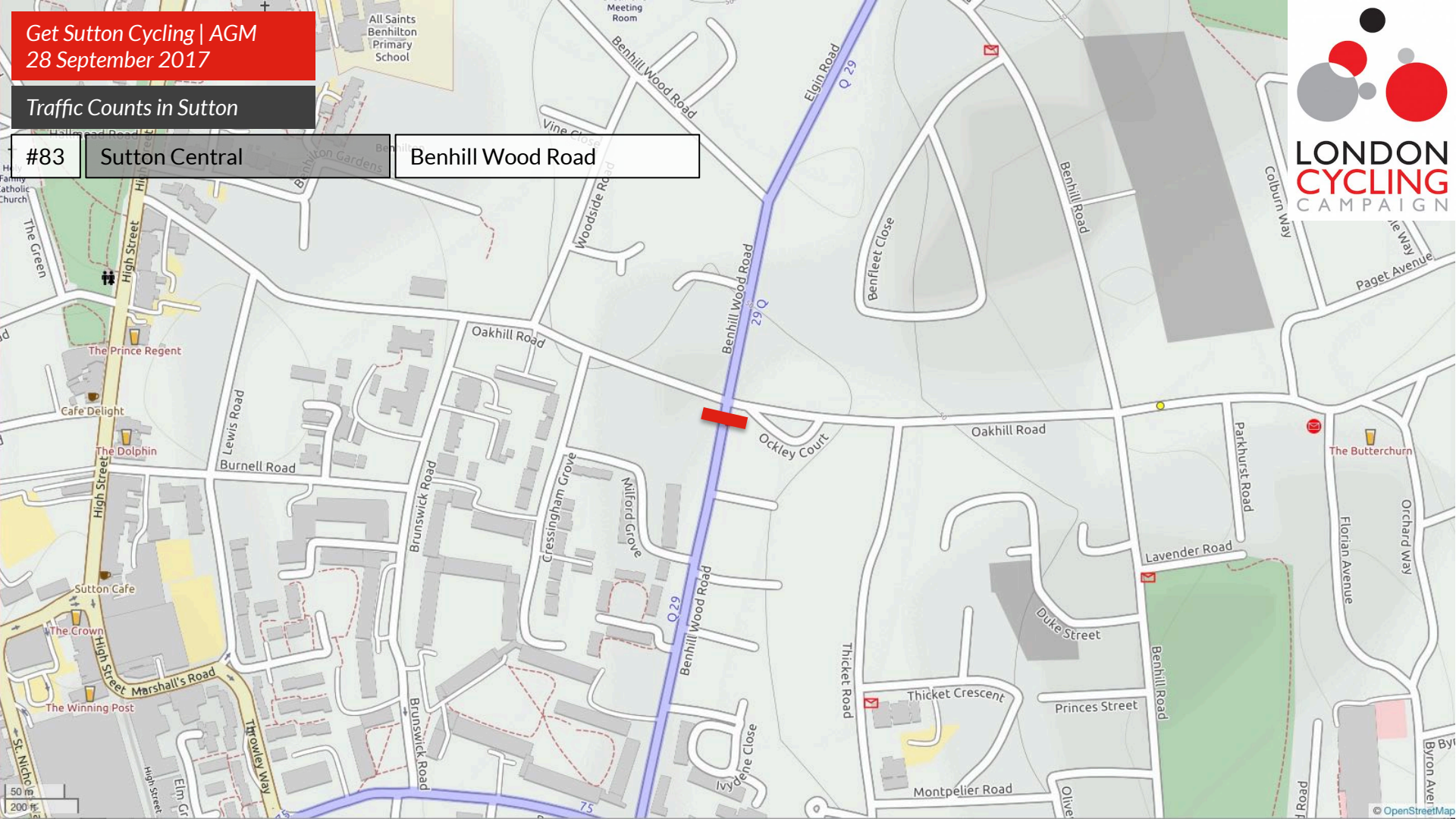
Get Sutton Cycling | AGM  
28 September 2017

Traffic Counts in Sutton

#83

Sutton Central

Benhill Wood Road





Get Sutton Cycling | AGM  
28 September 2017

## Traffic Counts in Sutton

#83 Sutton Central Benhill Wood Road

Wednesday, 5 July 2017

Count total period (07:44 to 09:03)

Motor vehicles 610

Cyclists 15

Count busiest hour (08:03 to 09:03)

Motor vehicles 499

Cyclists 11

Count busiest fifteen minutes (08:19 to 08:34)

Motor vehicles 153

Equivalent motor  
vehicle intensity per  
hour 612

Maximum interval  
between cyclists 25 minutes

### Notes

Weather Bright and sunny; 16C (07:00); 21C (09:00)

Traffic conditions Road works at Lower Road/Benhill Road/Westmead Road/St Barnabas Road (installation of mini-roundabout)



#83 Sutton Central Benhill Wood Road

Wednesday, 5 July 2017 | 07:44-09:03

15 cyclists observed in 79 minutes

Cyclist Profile 1		Cyclist Profile 2		Cyclist Profile 3		Cyclist Profile 4		Cyclist Profile 5	
Adult male	9	Helmet yes	10	Back-pack	?	Attire casual	11	On carriageway	14
Adult female	3	Helmet no	3	Pannier	?	Attire non-casual	4	On footway	1
Child male	3	Other headwear	2	Other carrier	?	Don't know	0		
Child female	0	Don't know	0	Don't know	15				
Don't know	0								



## Traffic Counts in Sutton

## Sutton Central

## Benhill Wood Road





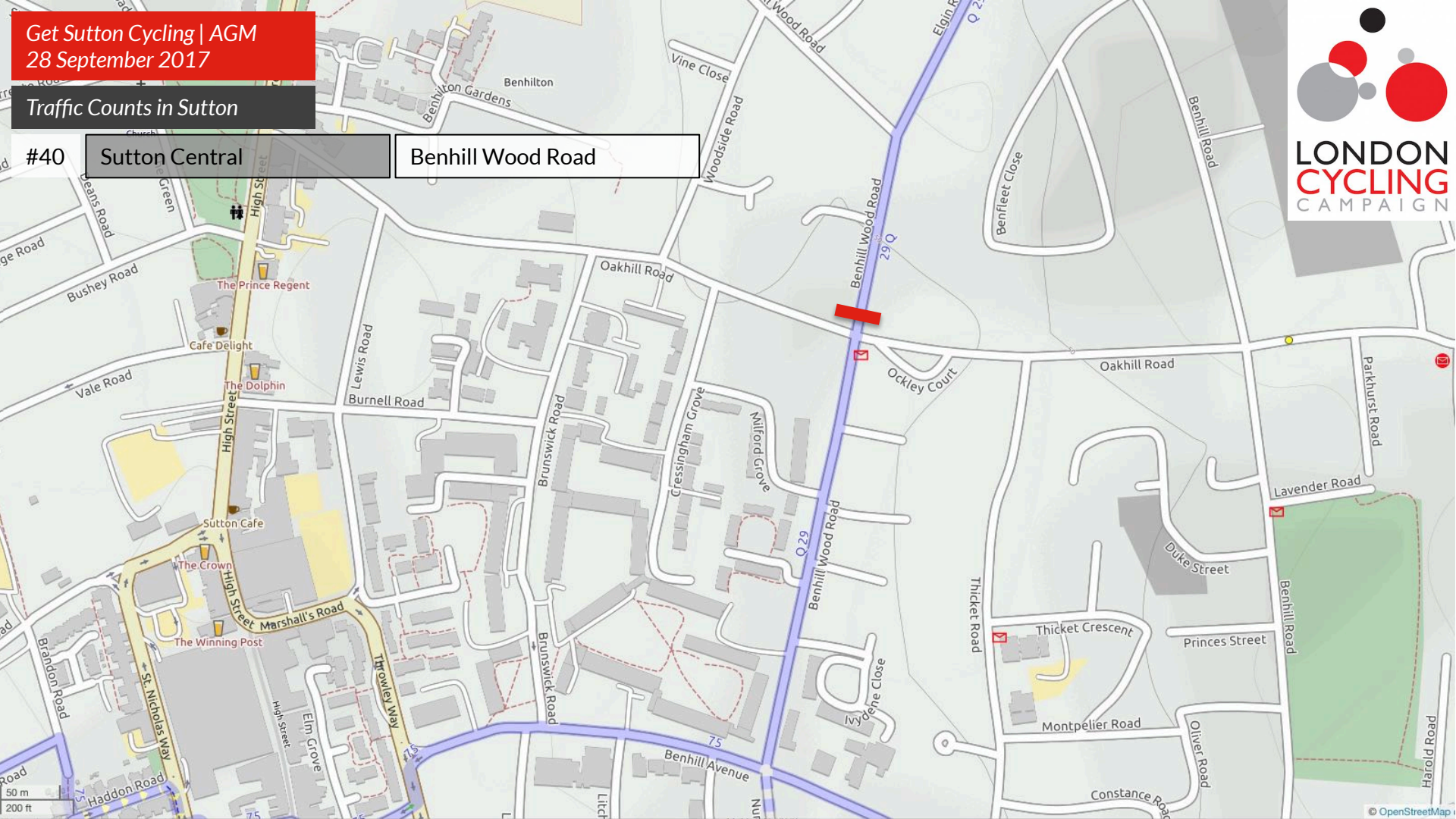
Get Sutton Cycling | AGM  
28 September 2017

Traffic Counts in Sutton

#40

Sutton Central

Benhill Wood Road





Get Sutton Cycling | AGM  
28 September 2017

## Traffic Counts in Sutton

#40 Sutton Central Benhill Wood Road

Friday, 17 March 2017

Count total period (07:57 to 09:02)

Motor vehicles	449
----------------	-----

Cyclists	11
----------	----

Count busiest hour (08:00 to 09:00)

Motor vehicles	420
----------------	-----

Cyclists	11
----------	----

Count busiest fifteen minutes (08:26 to 08:41)

Motor vehicles	134
----------------	-----

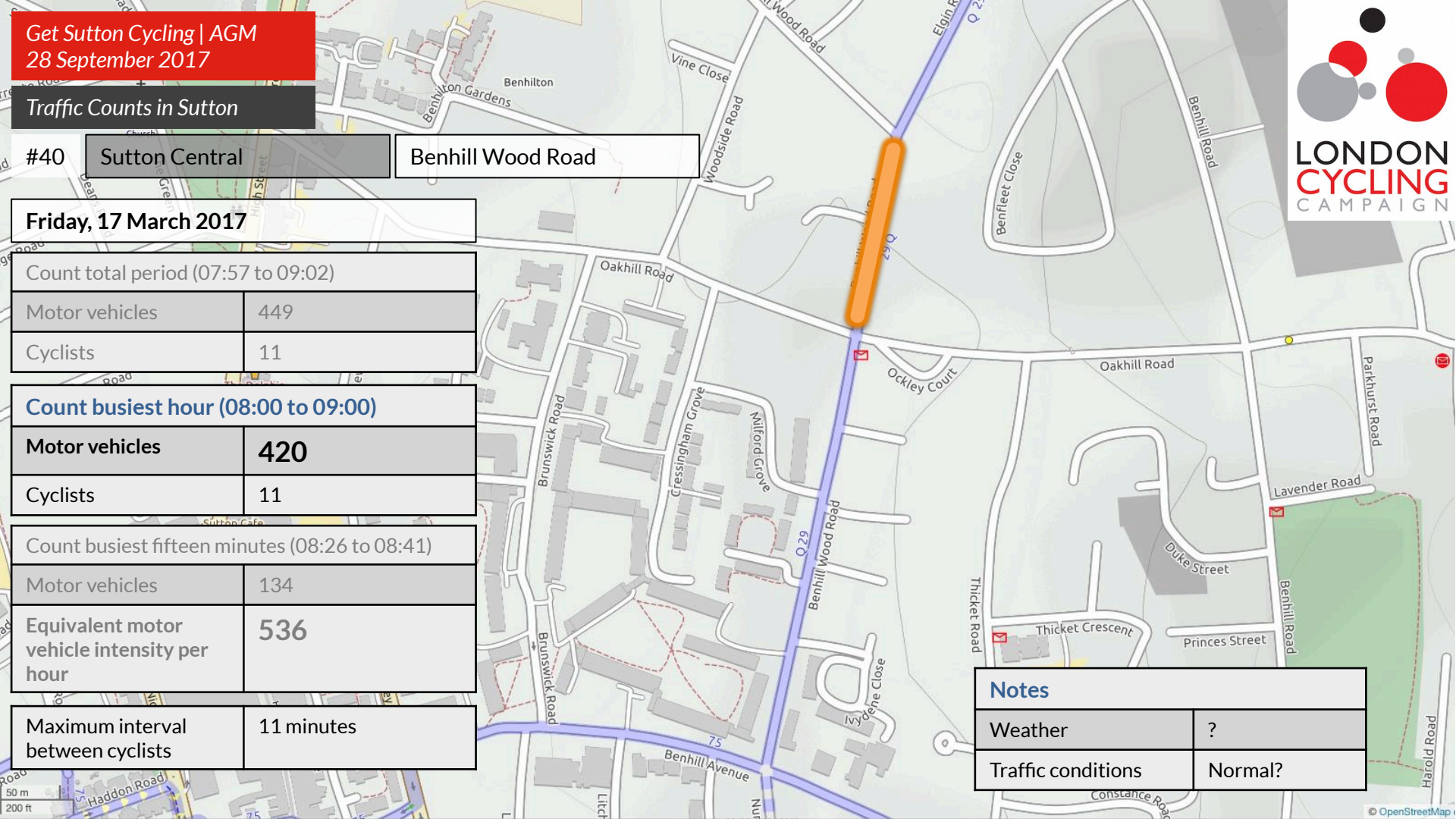
Equivalent motor vehicle intensity per hour	536
---	-----

Maximum interval between cyclists	11 minutes
-----------------------------------	------------

## Notes

Weather	?
---------	---

Traffic conditions	Normal?
--------------------	---------





## Benhill Wood Road: potential future Quietway

### Conclusion from counts\* during early 2017

Between 400 and 500 vehicles  
an hour are driven along Benhill  
Wood Road at peak times, with an  
equivalent intensity of 600 for  
periods of 15 minutes or more

\* From five one-hour  
counts carried out at  
peak times on five days

Therefore, classification = Amber +

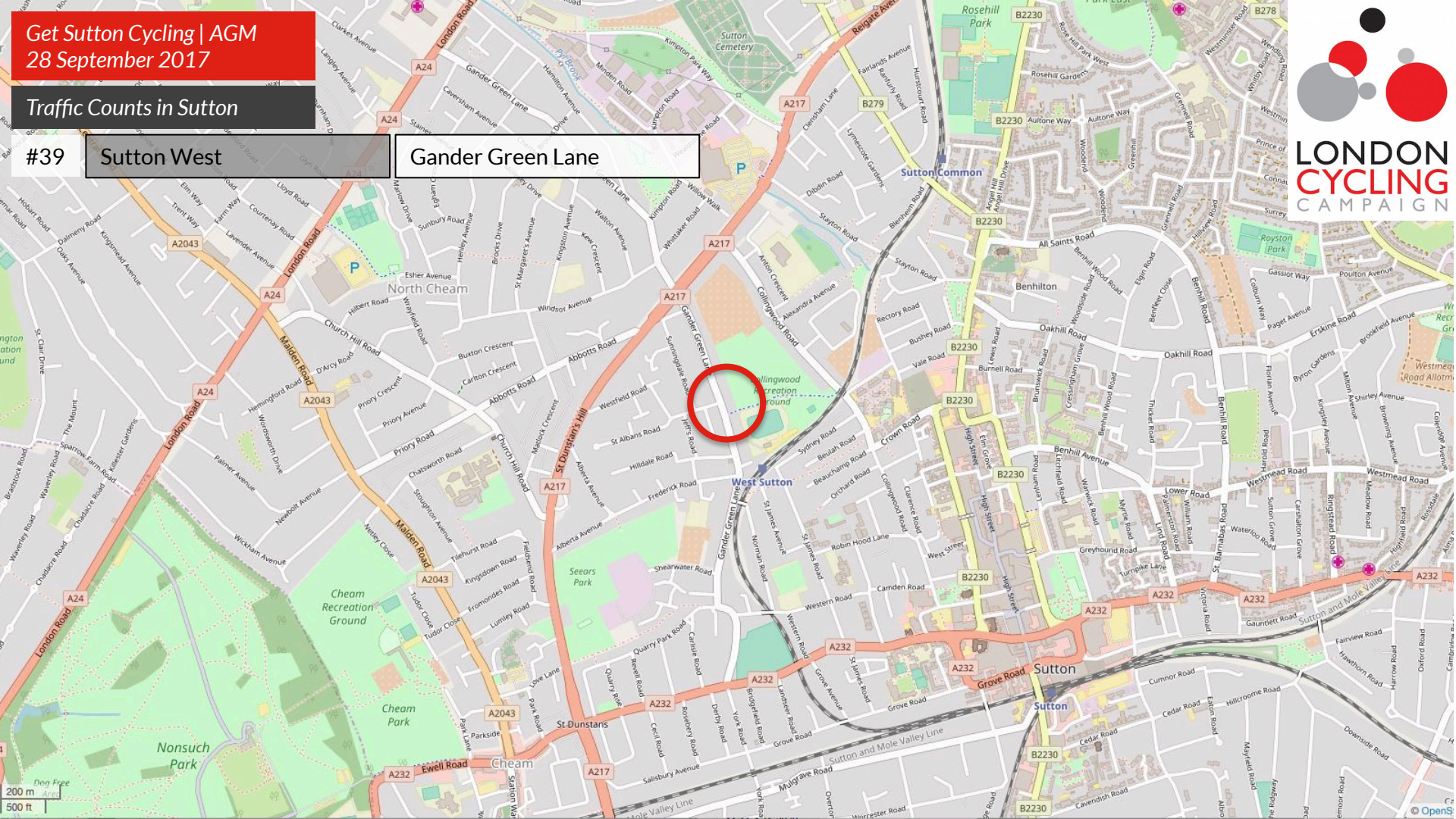


Get Sutton Cycling | AGM  
28 September 2017

Traffic Counts in Sutton

#39 Sutton West

Gander Green Lane





Get Sutton Cycling | AGM  
28 September 2017

Traffic Counts in Sutton

#39 Sutton West Gander Green Lane





Get Sutton Cycling | AGM  
28 September 2017

## Traffic Counts in Sutton

#39 Sutton West Gander Green Lane

Thursday, 16 March 2017

Count total period (17:00 to 18:00)

Motor vehicles 712

Cyclists 25

Count busiest hour (17:00 to 18:00)

Motor vehicles **712**

Cyclists 25

Count busiest fifteen minutes (17:12 to 17:27)

Motor vehicles 194

Equivalent motor  
vehicle intensity per  
hour **776**

Maximum interval  
between cyclists 6 minutes

## Notes

Weather Fine, dry, 12C

Traffic conditions Normal?





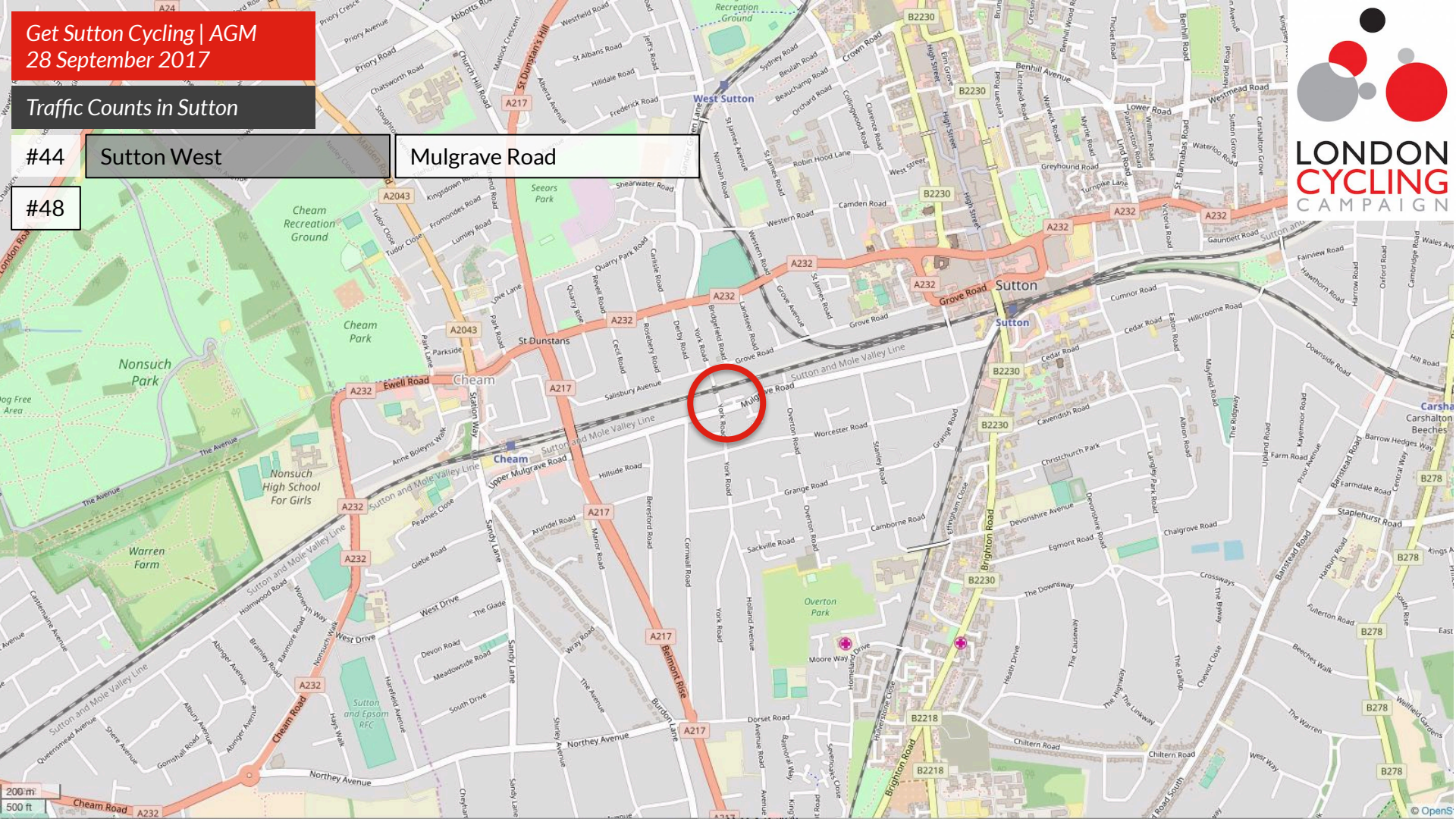
Get Sutton Cycling | AGM  
28 September 2017

Traffic Counts in Sutton

#44 Sutton West

#48

Mulgrave Road





Get Sutton Cycling | AGM  
28 September 2017

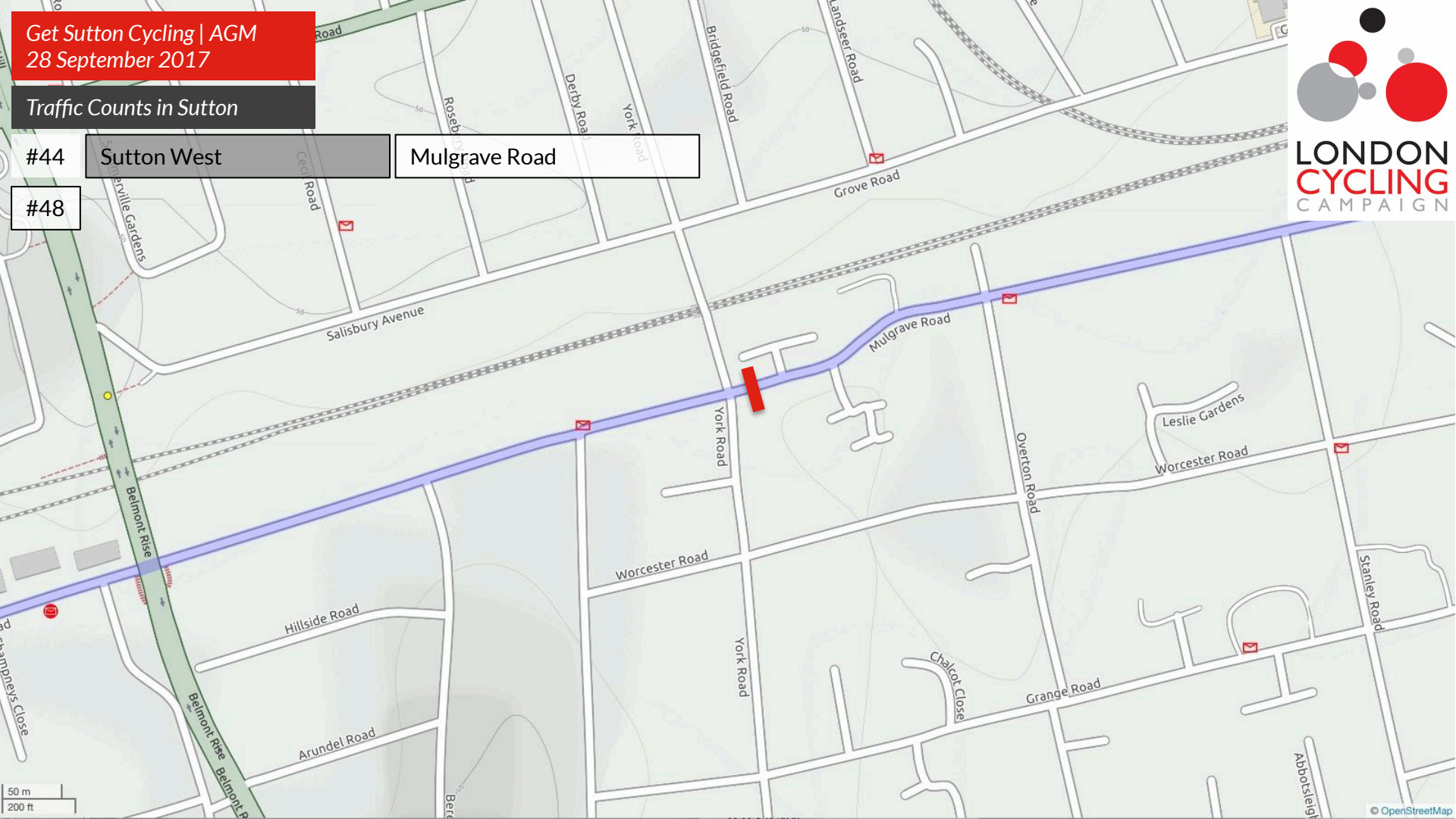
Traffic Counts in Sutton

#44

Sutton West

Mulgrave Road

#48





Traffic Counts in Sutton

#44

Sutton West

Mulgrave Road

Friday, 24 March 2017

Count total period (08:07 to 09:07)

Motor vehicles	340
----------------	-----

Cyclists	5
----------	---

Count busiest hour (08:07 to 09:07)

Motor vehicles	340
----------------	-----

Cyclists	5
----------	---

Count busiest fifteen minutes (08:18 to 08:33)

Motor vehicles	124
----------------	-----

Equivalent motor vehicle intensity per hour	496
---	-----

Maximum interval between cyclists	22 minutes
-----------------------------------	------------

Notes

Weather	?
---------	---

Traffic conditions	Normal?
--------------------	---------



Get Sutton Cycling | AGM  
28 September 2017

## Traffic Counts in Sutton

#48

Sutton West

Mulgrave Road

Friday, 31 March 2017

Count total period (07:52 to 08:52)

Motor vehicles	341
----------------	-----

Cyclists	8
----------	---

Count busiest hour (07:52 to 08:52)

Motor vehicles	<b>341</b>
----------------	------------

Cyclists	8
----------	---

Count busiest fifteen minutes (08:04 to 08:19)

Motor vehicles	105
----------------	-----

Equivalent motor vehicle intensity per hour	<b>420</b>
---	------------

Maximum interval between cyclists	13 minutes
-----------------------------------	------------

### Notes

Weather	Dry, overcast, mild
---------	---------------------

Traffic conditions	Normal?
--------------------	---------



Get Sutton Cycling | AGM  
28 September 2017

## Traffic Counts in Sutton

#48 Sutton West

Mulgrave Road | York Road intersection

Friday, 31 March 2017

Count total period (07:52 to 08:52)

Motor vehicles 940

Cyclists 16

Count busiest hour (07:52 to 08:52)

Motor vehicles 940

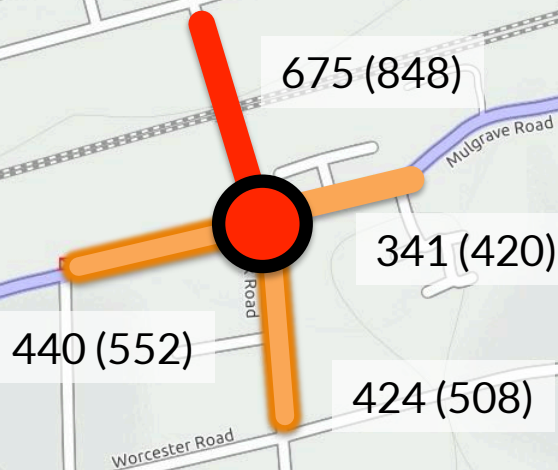
Cyclists 16

Count busiest fifteen minutes (08:11 to 08:26)

Motor vehicles 281

Equivalent motor  
vehicle intensity per  
hour 1,124

Maximum interval  
between cyclists 9 minutes



Absolute (Hourly equivalent intensity based on maximum 15-minute count)

### Notes

Weather Dry, overcast, mild

Traffic conditions Normal?



## Traffic Counts in Sutton

## The Wrythe

## Green Wrythe Lane





Get Sutton Cycling | AGM  
28 September 2017

Traffic Counts in Sutton

#47

The Wrythe

Green Wrythe Lane





Traffic Counts in Sutton

#47    The Wrythe    Green Wrythe Lane

Tuesday, 28 March 2017

Count total period (08:00 to 09:00)

Motor vehicles    1,119

Cyclists    20

Count busiest hour (08:00 to 09:00)

Motor vehicles    **1,119**

Cyclists    20

Count busiest fifteen minutes (08:44 to 08:59)

Motor vehicles    298

Equivalent motor  
vehicle intensity per  
hour    **1,192**

Maximum interval  
between cyclists    13 minutes

Notes

Weather    Dry, sunny, mild

Traffic conditions    Normal?



#47 The Wrythe Green Wrythe Lane

Tuesday, 28 March 2017 | 08:00-09:00

20 cyclists observed in 60 minutes

Cyclist Profile 1		Cyclist Profile 2		Cyclist Profile 3		Cyclist Profile 4		Cyclist Profile 5	
Adult male	8	Helmet yes	17	Back-pack	9*	Attire casual	11	On carriageway	12
Adult female	5	Helmet no	3	Pannier	4*	Attire non-casual	9	On footway	8
Child male	5	Other headwear	2	NO carrier	9	Don't know	0		
Child female	2	Don't know	0	Don't know	0				
Don't know	0								

\* Two carry back-packs in addition to panniers



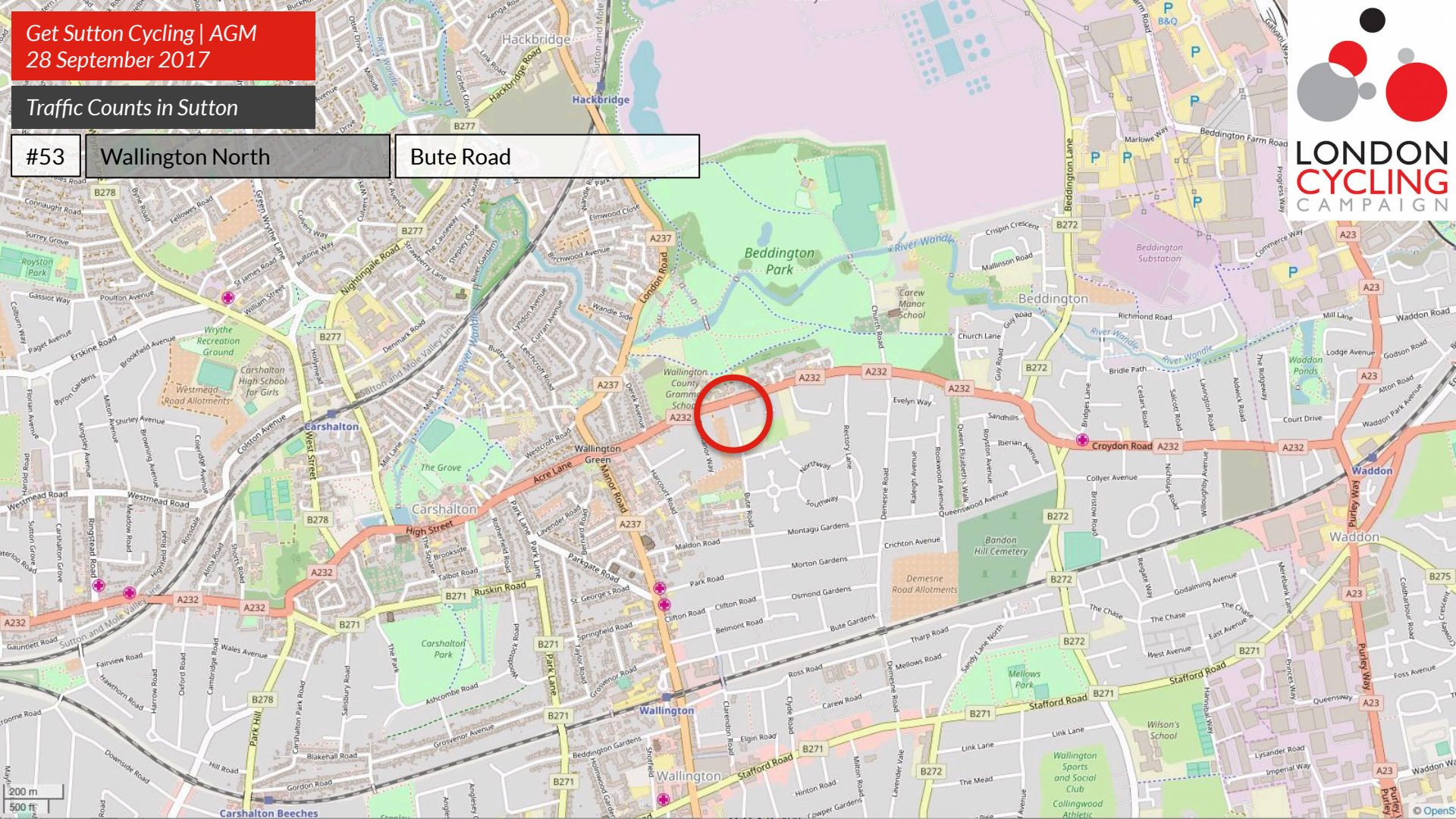
Get Sutton Cycling | AGM  
28 September 2017

Traffic Counts in Sutton

#53

Wallington North

Bute Road





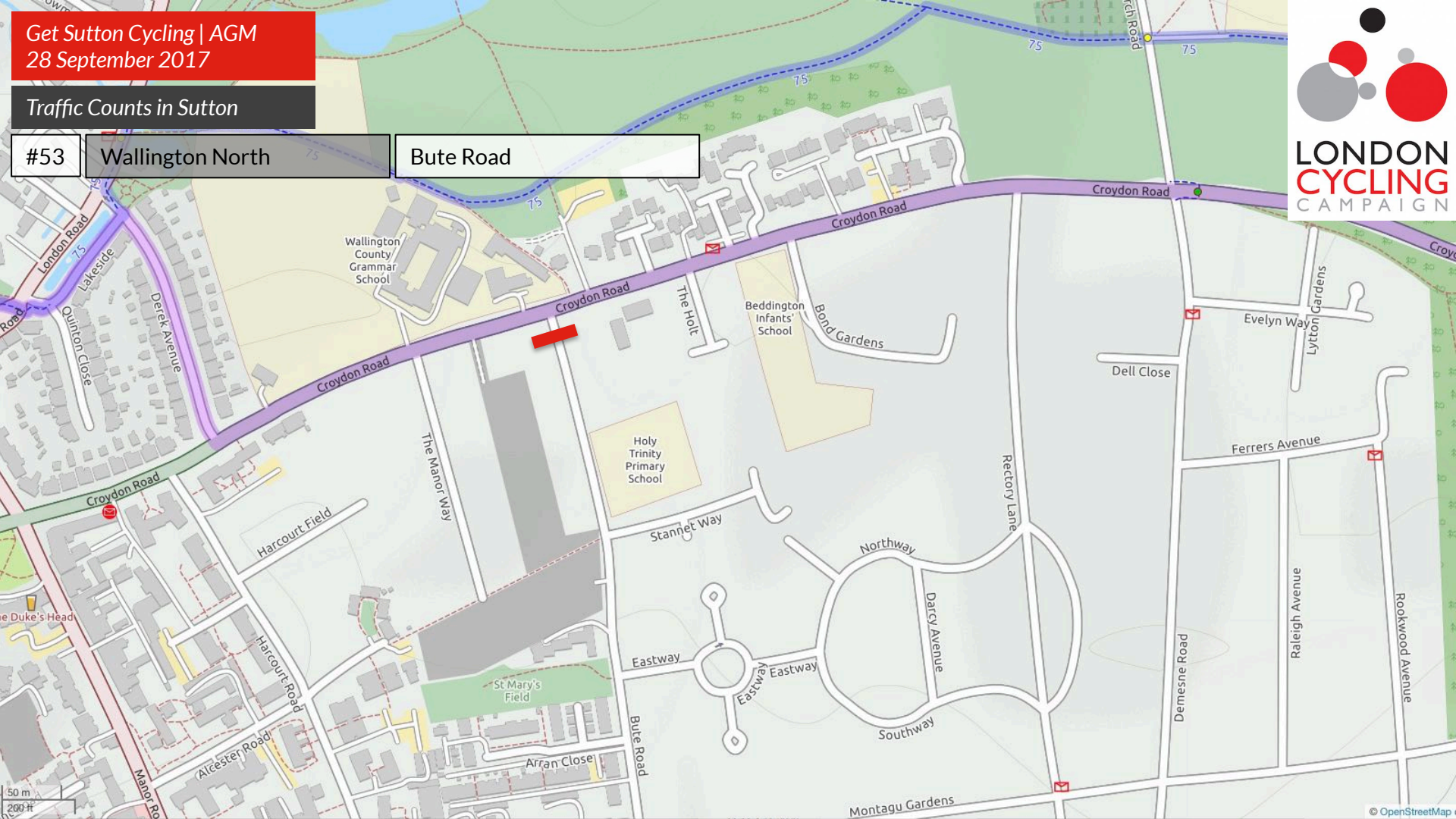
Get Sutton Cycling | AGM  
28 September 2017

Traffic Counts in Sutton

#53

Wallington North

Bute Road





Traffic Counts in Sutton

#53

Wallington North

Bute Road

Tuesday, 23 May 2017

Count total period (07:58 to 08:54)

Motor vehicles	192
----------------	-----

Cyclists	12
----------	----

Count busiest hour (07:58 to 08:54)\*

Motor vehicles	206*
----------------	------

Cyclists	13*
----------	-----

Count busiest fifteen minutes (08:02 to 08:17)

Motor vehicles	61
----------------	----

Equivalent motor vehicle intensity per hour	244
---	-----

Maximum interval between cyclists	13 minutes
-----------------------------------	------------

\* Estimate of hour count based on 56-minute count



Traffic Counts in Sutton

#53

Wallington North

Croydon Road^

Tuesday, 23 May 2017

Count total period (07:58 to 08:54)

Motor vehicles 1,557

Cyclists 32

Count busiest hour (07:58 to 08:54)\*

Motor vehicles 1,668\*

Cyclists 32\*

Count busiest fifteen minutes (08:29 to 08:44)

Motor vehicles 440

Equivalent motor vehicle intensity per hour 1,760

Maximum interval between cyclists 9 minutes

^ East of Bute Road

\* Estimate of hour count based on 56-minute count



Traffic Counts in Sutton

#53 Wallington North

Bute Road | Croydon Road intersection

Tuesday, 23 May 2017

Count total period (07:58 to 08:54)

Motor vehicles	1,654
Cyclists	36

Count busiest hour (07:58 to 08:54)\*

Motor vehicles	1,772*
Cyclists	39*

Count busiest fifteen minutes (08:29 to 08:44)

Motor vehicles	440
Equivalent motor vehicle intensity per hour	1,760

Maximum interval between cyclists  
9 minutes

1,669\* (1,764)

Cyclists 30\*

1,668\* (1,756)

Cyclists 34\*

206\* (244)

Cyclists 13\*

\* Estimate of hour count based on 56-minute count



#53 Wallington North

Bute Road | Croydon Road intersection

Tuesday, 23 May 2017 | 07:58-08:54

36 cyclists observed in 56 minutes

Cyclist Profile 1	
Adult	24
Child	12
Male	33
Female	3
Don't know	0

Cyclist Profile 2	
Helmet yes	17
Helmet no	19
Other headwear	0
Don't know	0

Cyclist Profile 3	
Back-pack	23
Pannier	2
Other carrier	2
No carrier	9

Cyclist Profile 4	
Attire casual	22
Attire non-casual	14
Don't know	0

Cyclist Profile 5	
On carriageway	18
On footway	18



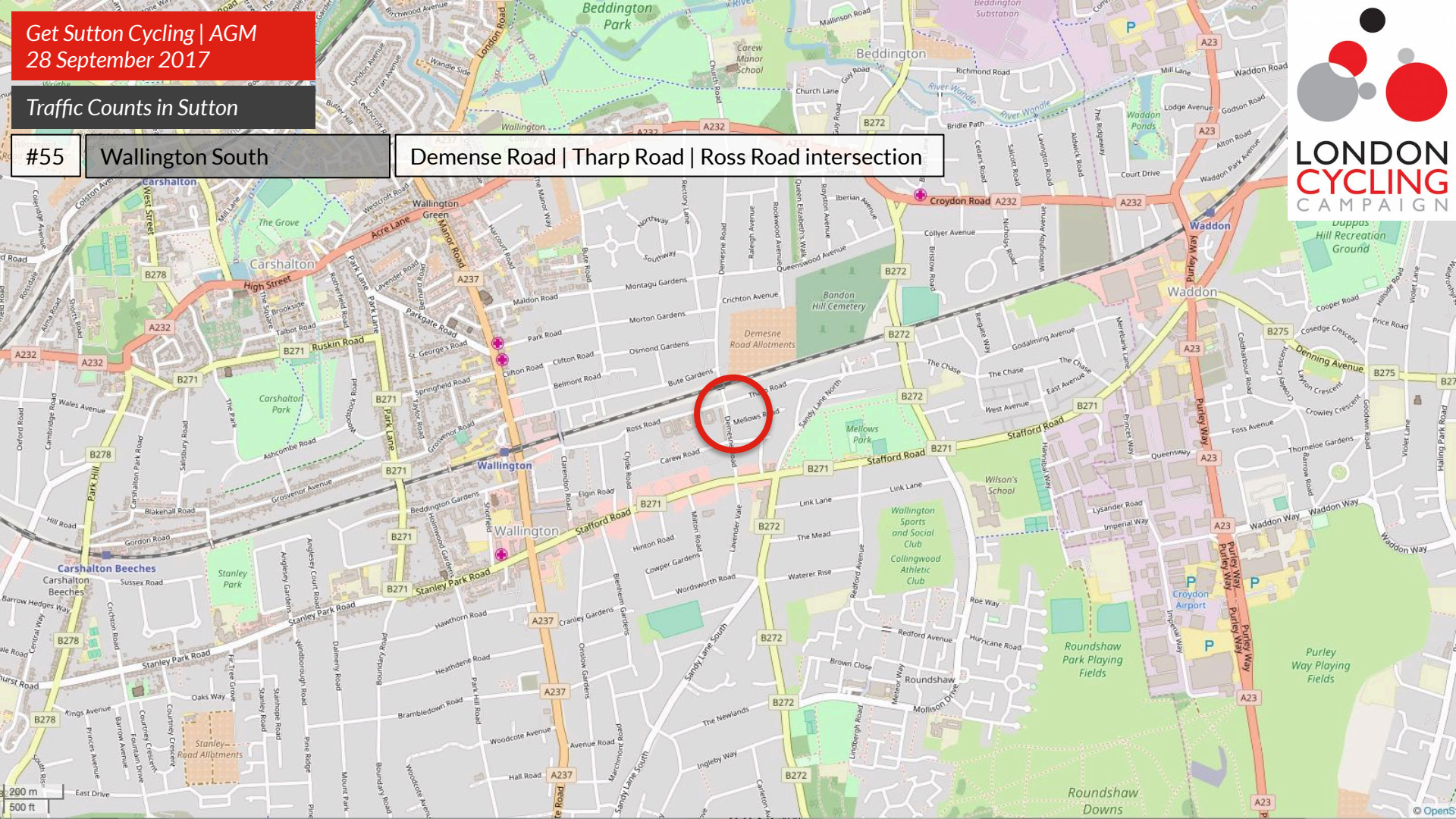
Get Sutton Cycling | AGM  
28 September 2017

Traffic Counts in Sutton

#55

Wallington South

Demense Road | Tharp Road | Ross Road intersection



LONDON  
CYCLING  
CAMPAIGN



Get Sutton Cycling | AGM  
28 September 2017

## Traffic Counts in Sutton

#55 Wallington South Demense Road | Tharp Road

Wednesday, 24 May 2017

Count total period (07:55 to 08:56)

Motor vehicles 807

Cyclists 21

Count busiest hour (07:55 to 08:55)

Motor vehicles 798

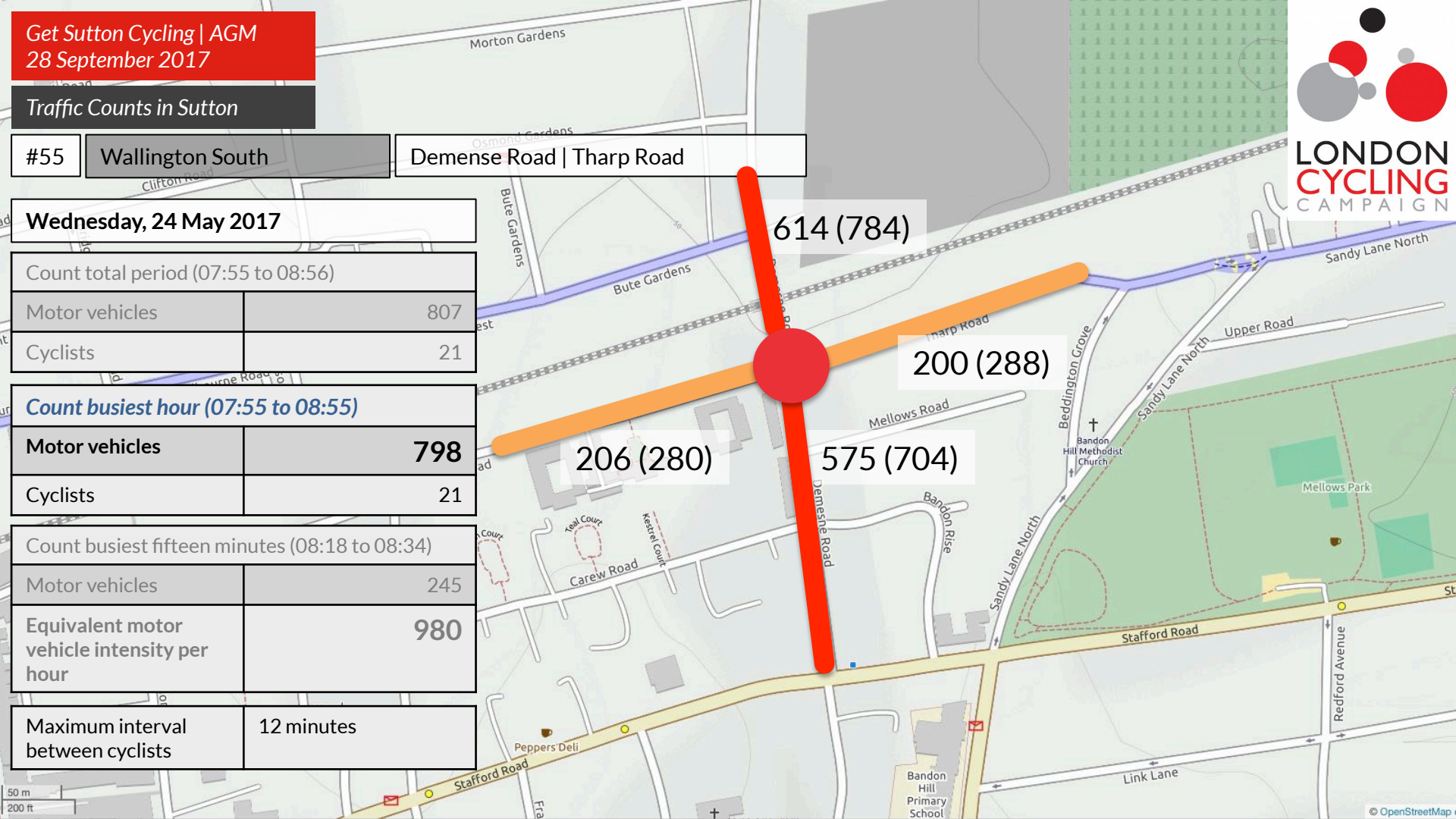
Cyclists 21

Count busiest fifteen minutes (08:18 to 08:34)

Motor vehicles 245

Equivalent motor vehicle intensity per hour 980

Maximum interval between cyclists 12 minutes





Get Sutton Cycling | AGM  
28 September 2017

Traffic Counts in Sutton

#57

Sutton Central

Lower Road | Benhill Road | Westmead Road | St Barnabas Road





Get Sutton Cycling | AGM  
28 September 2017

## Traffic Counts in Sutton

#57 Sutton Central

Lower Road | Benhill Road | Westmead Road | St Barnabas Road

Thursday, 25 May 2017

Count total period (07:50 to 09:04)

Motor vehicles	1,761
----------------	-------

Cyclists	30
----------	----

Count busiest hour (07:50 to 08:50)

Motor vehicles	1,441
----------------	-------

Cyclists	26
----------	----

Count busiest fifteen minutes (08:13 to 08:28)

Motor vehicles	392
----------------	-----

Equivalent motor vehicle intensity per hour	1,568
---	-------

Maximum interval between cyclists	9 minutes
-----------------------------------	-----------

829 (924)

556 (612)

1,109 (1,204)

Westmead Road - a future Quietway?

388 (436)



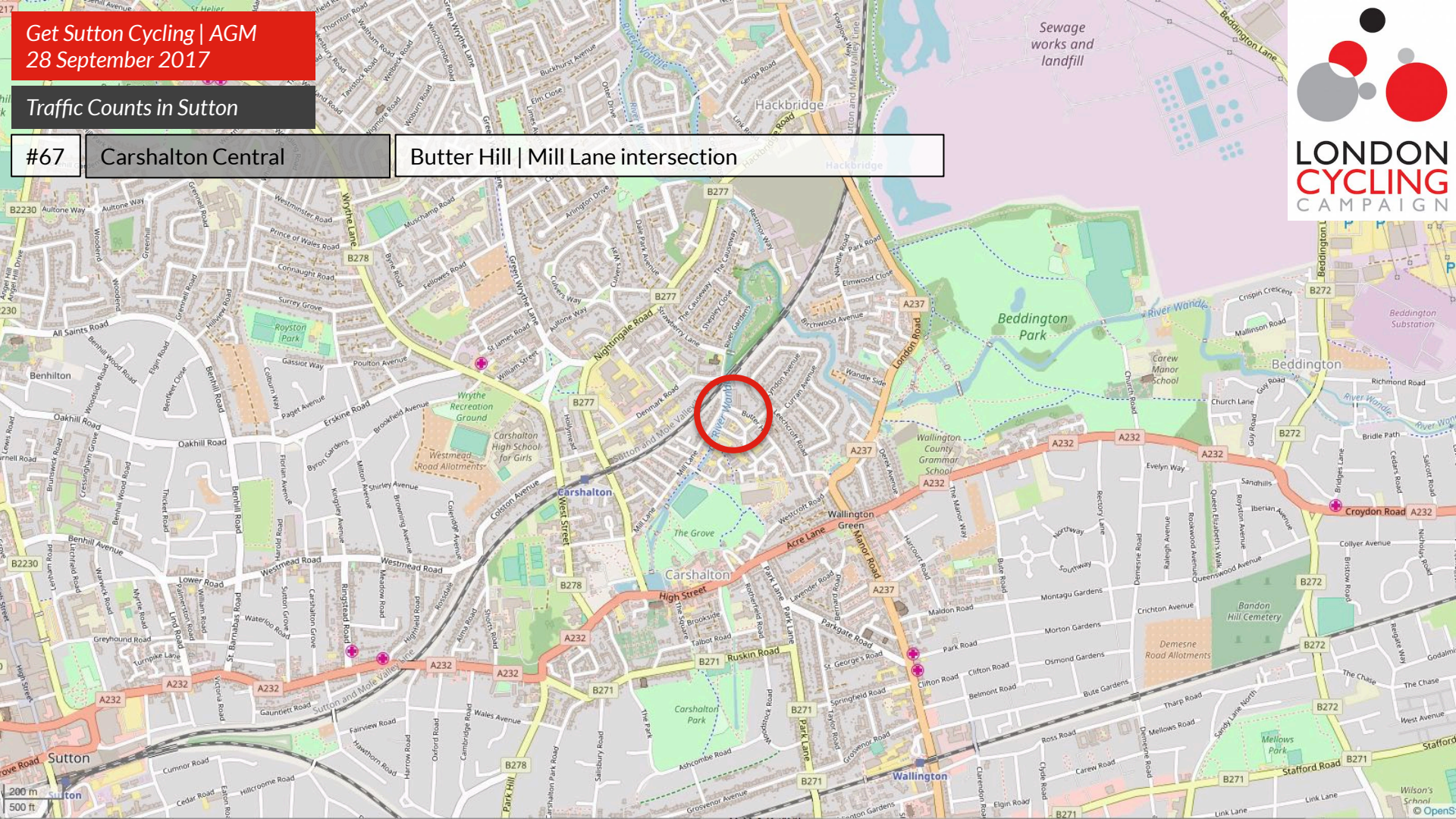
Get Sutton Cycling | AGM  
28 September 2017

Traffic Counts in Sutton

#67

Carshalton Central

Butter Hill | Mill Lane intersection





Traffic Counts in Sutton

#67

Carshalton Central

Butter Hill | Mill Lane intersection

Wednesday, 7 June 2017

Count total period (07:50 to 08:50)

Motor vehicles

754

Cyclists

25

Count busiest hour (07:55 to 08:50)\*

Motor vehicles

754\*

Cyclists

25\*

Count busiest fifteen minutes (08:18 to 08:34)

Motor vehicles

205

Equivalent motor  
vehicle intensity per  
hour

820

Maximum interval  
between cyclists

7 minutes

642 (716)

695 (792)

170 (192)



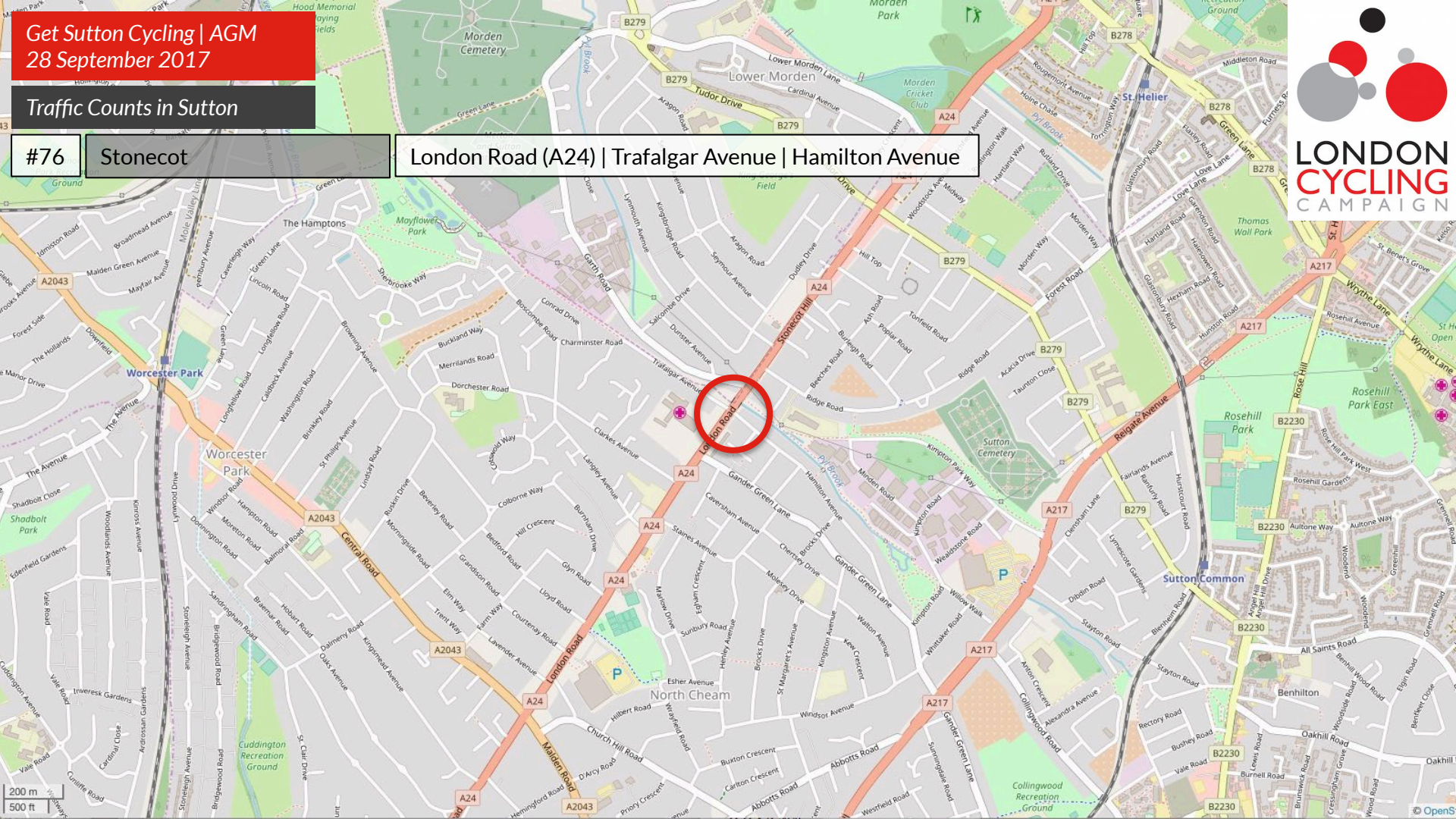
Get Sutton Cycling | AGM  
28 September 2017

Traffic Counts in Sutton

#76

Stonecot

London Road (A24) | Trafalgar Avenue | Hamilton Avenue





Get Sutton Cycling | AGM  
28 September 2017

## Traffic Counts in Sutton

#76

Stonecot

London Road (A24) | Trafalgar Avenue | Hamilton Avenue

Wednesday, 21 June 2017

Count total period (07:49 to 09:01)

Motor vehicles	2,264
----------------	-------

Cyclists	99
----------	----

Count IN ONE hour (07:49 to 08:49)

Motor vehicles	1,880
----------------	-------

Cyclists	90
----------	----

Count busiest fifteen minutes (08:16 to 08:31)

Motor vehicles	490
----------------	-----

Equivalent motor vehicle intensity per hour	1,960
---	-------

Maximum interval between cyclists	5 minutes
-----------------------------------	-----------

206 (240)

1,849 (1,924)

268 (284)

1,437 (1,532)



Get Sutton Cycling | AGM  
28 September 2017

## Traffic Counts in Sutton

#76

Stonecot

London Road (A24) | Trafalgar Avenue | Hamilton Avenue

Wednesday, 21 June 2017

Count total period (07:49 to 09:01)

Motor vehicles	2,264
----------------	-------

Cyclists	99
----------	----

Count IN ONE hour (07:49 to 08:49)

Motor vehicles	1,880
----------------	-------

Cyclists	90
----------	----

Count busiest fifteen minutes (08:16 to 08:31)

Motor vehicles	490
----------------	-----

Equivalent motor vehicle intensity per hour	1,960
---	-------

Maximum interval between cyclists	5 minutes
-----------------------------------	-----------

206 (240)

Cyclists 7

1,849 (1,924)

Cyclists 89

268 (284)

Cyclists 4

1,437 (1,532)

Cyclists 80



Get Sutton Cycling | AGM  
28 September 2017

## Traffic Counts in Sutton

#76 Stonecot

London Road (A24) | Trafalgar Avenue | Hamilton Avenue

Wednesday, 21 June 2017

Count total period (07:49 to 09:01)

Motor vehicles 2,264

Cyclists 99

Count IN ONE hour (07:49 to 08:49)

Motor vehicles 1,880

Cyclists 90

Count busiest fifteen minutes (08:16 to 08:31)

Motor vehicles 490

Equivalent motor vehicle intensity per hour 1,960

Maximum interval between cyclists 5 minutes

Cyclists 89

Cyclists 7

Cyclists 4

Cyclists 80

A24: Highest cycle flows in the borough

#space4cycling asked for protected space on A24

LIP funding 'delivering' (or attempting to deliver) on low flow east-west



Get Sutton Cycling | AGM  
28 September 2017

Traffic Counts in Sutton



What do the counts tell us about modal share?

From these limited counts so far, bicycles appear to account for around 2% of traffic, but this is not the same as 2% of trips

Traffic count locations 2017

\* March to June 2017

\* One hour counts

● Morning peak

● Late afternoon

44 Session number | Observation

48 Session number | Observation



Department for Transport statistics				
<a href="#">National Travel Survey</a>				
Table NTS0905				
Car / van occupancy: England, 2002 to 2016				
Year	Average car/van occupancy	Single occupancy rate( <i>percentage</i> )	Unweighted sample size (car/van driver stages '000s)	
2002	1.586355595	60.7212255	117.714	
2003	1.581468978	60.47572386	129.949	
2004	1.573164625	60.90744188	127.592	
2005	1.574944797	60.99810989	133.87	
2006	1.575817889	60.36777762	131.196	
2007	1.565830166	61.12538439	126.153	
2008	1.591803707	59.91368935	121.091	
2009	1.581552483	60.3387797	125.15	
2010	1.564184094	61.15708067	121.557	
2011	1.567295633	60.99575295	113.356	
2012	1.570824764	60.71184631	122.705	
2013	1.572818343	61.11318263	113.312	
2014	1.565973508	61.35308635	116.274	
2015	1.560512847	61.59287871	108.481	
2016	1.548396527	62.27137773	113.971	



Department for Transport statistics

[National Travel Survey](#)

Table NTS0906

Car / van occupancy by trip purpose: England, 2016

Purpose <sup>1</sup>	Average car/van occupancy	Single occupancy rate( <i>percentage</i> )	Unweighted sample size (all car/van driver stages '000s)
Commuting	1.167221496	86.42920444	25.67
Business	1.176202456	87.00830944	7.484
Education	2.030232575	37.05498023	7.761
Shopping	1.643280133	52.17092419	25.701
Personal business	1.41631196	69.22802796	11.355
Leisure <sup>2</sup>	1.703818291	55.05244632	23.941
Holiday / day trip	1.976242154	39.71072353	4.809
Other including just walk	1.960508166	35.94927974	7.25
All purposes	1.548396527	62.27137773	113.971



Clearly more work to do.  
Thanks for listening!